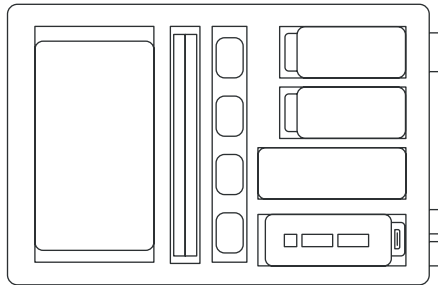




ICI

INFRARED CAMERAS INC

EZ DEPLOYMENT KIT QUICK START GUIDE



ICI cameras fall under US Federal Law and Export Control.

2105 W. Cardinal Dr. Beaumont, TX 77705
Phone: (409) 861-0788
Toll Free: (866) 861-0788
infraredcameras.com
support@infraredcameras.com
We Are IR™

©Copyright 2024, Infrared Cameras, Inc. - All rights reserved. The contents of this document may not be reproduced in whole or in parts without the written consent of the copyright owner.

Printed in the United States of America.

2105 W. Cardinal Dr.
Beaumont, TX 77705
(866) 861-0788
www.infraredcameras.com

Revision: 03.2024-002

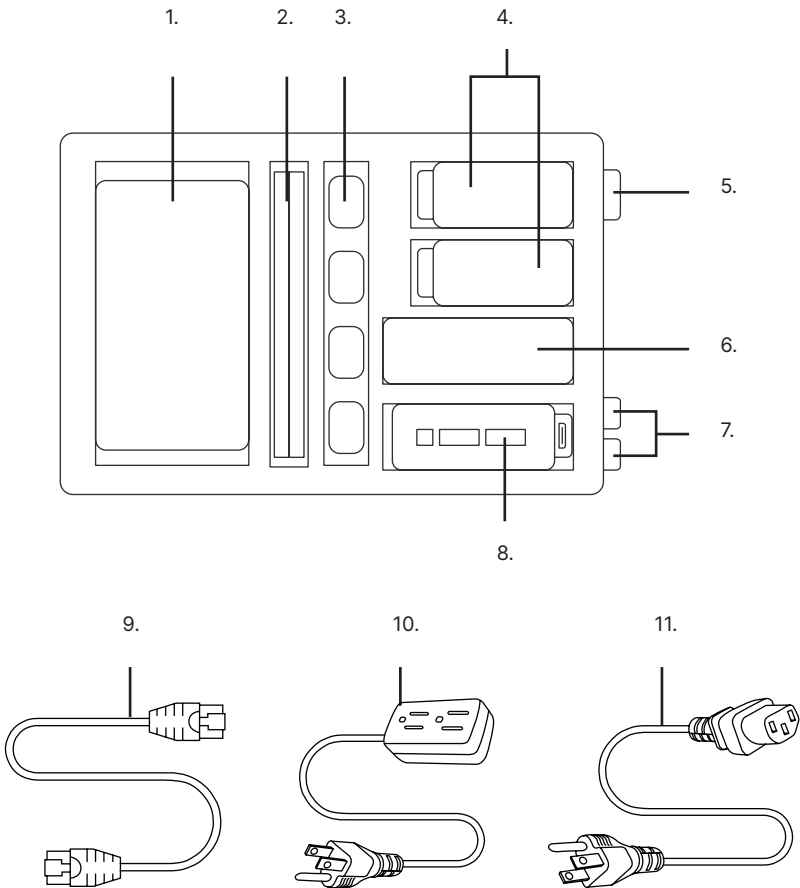
THE MANUFACTURER RESERVES THE RIGHT TO ALTER THE SPECIFICATIONS OF THE PRODUCT WITHOUT PRIOR NOTIFICATION. THE MANUFACTURER ALLOWS HIMSELF THE RIGHT TO MODIFY WITHOUT ANY PRELIMINARY OPINION THE TECHNICAL SPECIFICATIONS OF THE PRODUCT. THIS MANUAL MAY CONTAIN TECHNICAL INACCURACIES OR TYPOGRAPHICAL ERRORS.

NOTICE ALL STATEMENTS, INFORMATION, AND RECOMMENDATIONS IN THIS MANUAL ARE BELIEVED TO BE ACCURATE BUT ARE PRESENTED WITHOUT WARRANTY OF ANY KIND. NOTWITHSTANDING ANY OTHER WARRANTY HEREIN, ALL DOCUMENT FILES AND SOFTWARE ARE PROVIDED "AS IS" WITH ALL FAULTS. ICI DISCLAIMS ALL WARRANTIES, EXPRESSED OR IMPLIED, INCLUDING, WITHOUT LIMITATION, THOSE OF MERCHANTABILITY, FITNESS FOR A PARTICULAR PURPOSE AND NONINFRINGEMENT OR ARISING FROM A COURSE OF DEALING, USAGE, OR TRADE PRACTICE.

THE SOFTWARE LICENSE AND LIMITED WARRANTY FOR THE ACCOMPANYING PRODUCT ARE SET FORTH IN THE INFORMATION PACKET THAT SHIPPED WITH THE PRODUCT AND ARE INCORPORATED HEREIN BY THIS REFERENCE. IF YOU ARE UNABLE TO LOCATE THE SOFTWARE LICENSE OR LIMITED WARRANTY, CONTACT YOUR ICI REPRESENTATIVE FOR A COPY.

IN NO EVENT SHALL ICI BE LIABLE FOR ANY INDIRECT, SPECIAL, CONSEQUENTIAL, OR INCIDENTAL DAMAGES, INCLUDING, WITHOUT LIMITATION, LOST PROFITS OR LOSS OR DAMAGE TO DATA ARISING OUT OF THE USE OR INABILITY TO USE THIS MANUAL, EVEN IF ICI HAS BEEN ADVISED OF THE POSSIBILITY OF SUCH DAMAGES.

Package Includes



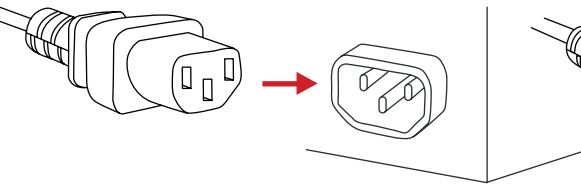
- | | | | |
|----|---------------------------|-----|--------------------------|
| 1. | Mobile Hotspot | 7. | Ethernet Ports |
| 2. | Articulating Arm Mount x2 | 8. | On-board Computer Module |
| 3. | Monitron Sensors x4 | 9. | Ethernet Cable x2 |
| 4. | FMX 400 Series Camera x2 | 10. | Extension Cord |
| 5. | Power Input | 11. | Power Cable |
| 6. | Monitron Gateway | | |

ENSURE ALL SYSTEM EQUIPMENT AND COMPONENT ITEMS ARE PRESENT BEFORE BEGINNING INSTALLATION

Set Up

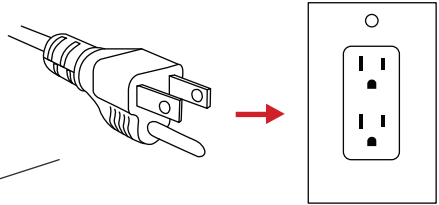
A.

Plug one end of the power cable into the power input port on the side of the case.



B.

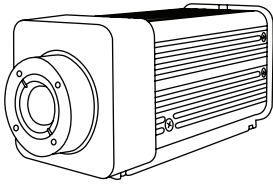
Plug power cord into a 110/120V electrical outlet.



USE EXTENSION CORD BETWEEN THE ELECTRICAL OUTLET AND THE POWER CORD TO GAIN MORE DISTANCE.

C.

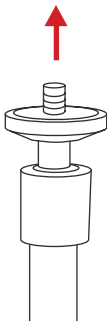
Mount the FMX Series device to an articulating arm using the 1/4"-20 mount. Repeat for the other device.



D.

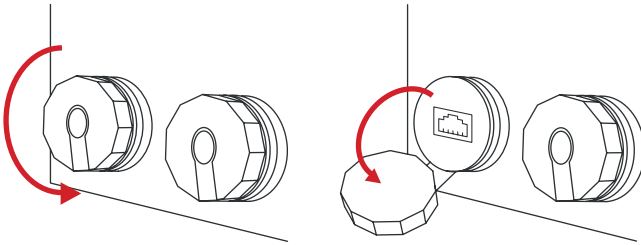
Mount the articulating arm/ FMX Series device in an acceptable location. Ensure the device is pointed at a target.

SCAN THE CODE TO WATCH OUR TIPS & TRICKS FOR MOUNTING AND PLACING FIXED THERMAL CAMERAS IN FACILITIES.




E.

Rotate Ethernet port cap to the left to open the port.



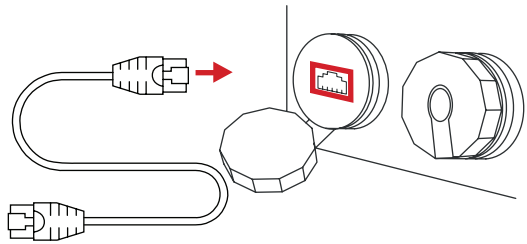
F.

Plug one end of the Ethernet cable into the Ethernet port of the FMX Series device.



G.

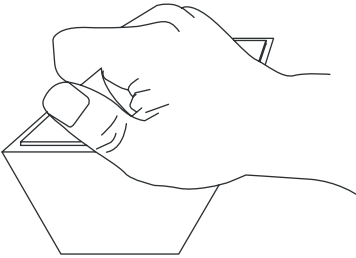
Plug the other end of the Ethernet cable into the Ethernet port of the case.



REPEAT STEPS C TO G WITH THE SECOND CAMERA, ARTICULATING ARM, AND CABLE.

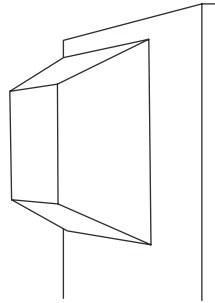
H.

Remove the protective cover from the adhesive tape located on the back of the sensor.



I.

Place the sensor on equipment.



J.

Power on device(s).

K.

Launch application platform.

APPLY LOCTITE TO THE BOTTOM OF THE MONITRON SENSOR FOR A PERMANENT BOND TO EQUIPMENT.

MAKE SURE CORDS DO NOT BLOCK THE DIRECT PATH OF FOOT TRAFFIC TO ENSURE THE EQUIPMENT WILL NOT BE MOVED OR KNOCKED DOWN. USING TAPE WILL HELP KEEP CORDS FROM CAUSING A TRIPPING HAZARD.

ABOUT ICI / CONTACT

Infrared Cameras, Inc.
2105 W. Cardinal Dr.
Beaumont, TX 77705

Phone: (409) 861-0788 | Toll Free: (866) 861-0788 | International: (409) 861-0788

General Inquiry: support@infraredcameras.com

Website: www.infraredcameras.com

You may reach a representative by phone or email Mon – Fri 8:00AM – 5:00PM CST.

ICI manufactures complete systems and software. We can provide complete engineering, software, and OEM solutions. Our Fortune 500 clients rely on us for infrared equipment and thermography training (which we offer through the Infrared Training Institute).

In addition to providing custom germanium, silica, and sapphire optics, we also build windows for enclosures, as well as custom pan and tilt units. We can even provide customizable explosion-proof systems.

Our knowledge and experience stems from years of using infrared imaging and temperature measurement instruments to provide solutions to: managers, engineers, scientists, inspectors and operators in space, power companies, medical, pulp and paper, food industry, research and development, and various process industries. You can see our products and services used in industrial, commercial, and government applications worldwide. Originally named Texas Infrared (still DBA), Infrared Cameras, Inc. has been in business since March, 1995.

Thank you for your dedicated and continued support.